

## Moda Concealed Hat & Coat Hook



**\*MODAHOOK\_SCP**



**\*ANMB\_MODAHOOK**



**\*DESIGNER\_MODAHOOK**

### Material Specifications

- Die Cast Zinc Body
- ABS Snap on Cover
- Rubber Bumper

### Dimensions

- Height: 60mm x Width: 25mm x Projection: 90mm

### Mounting

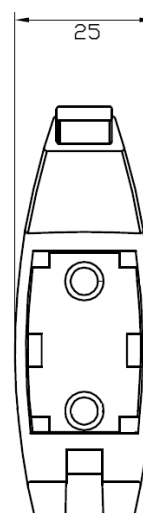
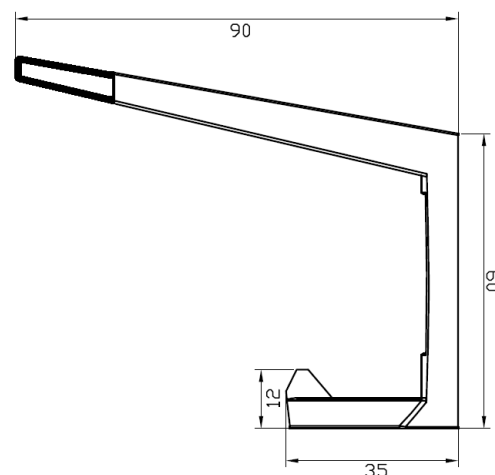
- Concealed Screw Fix

### Finish


- **MODAHOOK\_SCP**: Satin Chrome Plate
- **MODAHOOK\_SPP**: Satin Pearl Plate
- **DESIGNER\_MODAHOOK**: Designer Black
- **ANMB\_MODAHOOK**: Antimicrobial Coating

### Installation Guidelines

- *May be subject to Australian Building Code Regulations for able bodied and/or disabled use. It is recommended that any individual unit is installed whereby it clears any other fixtures by at least 150mm and not carry loads any greater than 8kg.*
1. Locate fixing position on wall or partition and mark using mounting holes, ensuring hook is level.
  2. Drill holes and loosely secure unit to wall surface using appropriate screws and wall plugs.
  3. Check the hook is level and tighten screws.
  4. Attach cover over fixing points to finish installation.



- **Note:** Cover for the fixing points is not the same size at both ends. Ensure that the cover is clicked into place as per the image below:



## Features

- Rubber bumper protects walls or partition surfaces from being damaged.



This product is AS1428.1 compliant (accessible compliant) when installed in accordance with the guidelines.

*The technical recommendations contained in this document are necessarily of a general nature and should not be relied on for specific applications without first securing competent advice. Whilst Metlam Australia Pty Ltd has taken all reasonable steps to ensure the information contained herein is accurate and current, it does not warrant the accuracy or completeness of the information and does not accept liability for errors or omissions. Any Commercial product should only be installed by a competent tradesperson and serviced/maintained by knowledgeable janitorial staff or competent people. Metlam Australia accepts no responsibility for any damage to product, walls or fixtures due to incorrect installation or maintenance of any of their products.*

The photographs and line drawings of the products presented above are representational only.  
Metlam Australia Pty Ltd reserves the right to, and from time to time, make changes and improvements in design and dimensions.