

MLPH214 Series Curved Semi Offset Rounded Corner Pull Handles

Material Specifications

- #304 Stainless Steel

Dimensions

A = Centre to Centre / B = Height

C = Width / D = Standoff / E = Handle

- **MLPH214A_450x32:** A – 450mm / B – 482mm C – 70mm / D – 50mm / E – 32mmØ
- **MLPH214B_600x32:** A – 600mm / B – 632mm C – 107mm / D – 50mm / E – 32mmØ


Mounting

- Surface Mount Concealed Fix
- 25mmØ BTB Mounts

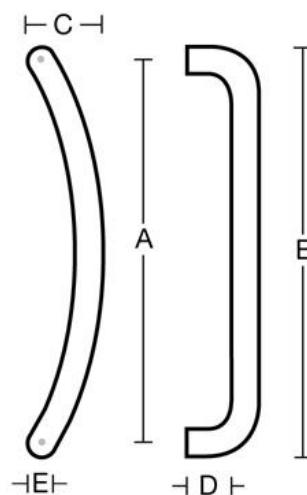

Installation Guidelines

- *May be subject to Australian Building Code Regulations for height and location fixing and may be subject to placement as per architectural drawings. In all cases, this is the responsibility of the installer.*

Handle 1



Handle 2



The photographs and line drawings of the products presented above are representational only.
Metlam Australia Pty Ltd reserves the right to, and from time to time, make changes and improvements in design and dimensions.

1. Using the Allen key provided, undo the 4 grub screws in **Handle 1**, this will release the handles.
2. Once the handles are separated, undo the 2 screws in **Handle 2**, leave one white plastic disc in place.



3. Insert **Handle 2** into the holes in the door. Return the screws into the handle, tighten and secure.
4. Attach **Handle 1** to **Handle 2** and re-insert the 4 grub screws into **Handle 1** and tighten until secure.
5. Test handle is secure to finish installation.

Note: Images shown are MLPH213 Series



This product is AS1428.1 compliant (accessible compliant) when installed in accordance with the guidelines.

The technical recommendations contained in this document are necessarily of a general nature and should not be relied on for specific applications without first securing competent advice. Whilst Metlam Australia Pty Ltd has taken all reasonable steps to ensure the information contained herein is accurate and current, it does not warrant the accuracy or completeness of the information and does not accept liability for errors or omissions. Any Commercial product should only be installed by a competent tradesperson and serviced/maintained by knowledgeable janitorial staff or competent people. Metlam Australia accepts no responsibility for any damage to product, walls or fixtures due to incorrect installation or maintenance of any of their products.

The photographs and line drawings of the products presented above are representational only.
Metlam Australia Pty Ltd reserves the right to, and from time to time, make changes and improvements in design and dimensions.